


Shape of Music

For this project we will be incorporating the fine art of music into our creations. **Wassily Kandinsky** was a Russian artist that would use music and sounds as his inspiration. Kandinsky had the ability to appraise sounds, colors or words with two or more senses simultaneously, which is condition called **“Synesthesia”**. We are going to create music as we listen to various clips of music from all different genres. We will be discovering how different sounds influence our choice of shape, line, color and the rest of the elements and principles!

Instructions: As each set of music plays, you will have a different element or principle to manipulate. As the music is playing, consider how it makes you feel. For example, if classical music comes on and our first step is drawing lines. You might make large wavy lines that represent calm or relaxed lines. But, if a rock song comes on, maybe you will use sharp, jagged, zig-zag lines! For each **soundwave**, you will have four-five different types of music!

MATERIALS


- Pencil
- White Paper
- Sharpies
- Markers
- Watercolors + Water
- Paint Brushes
- Choice of five genres of music to listen to!



STEP ONE

First Soundwave


First, use your pencil and draw various shapes as the music plays.



STEP TWO

Second Soundwave

Secondly, you will then add various lines with the second set of music.



STEP THREE

Third Soundwave

Next, add makers to add color over your shapes and lines.



STEP FOUR

Fourth Soundwave

Fourth, use a sharpie to go through and defend your lines and shapes. You could go over all of them or just the areas you would like to stand-out.



STEP FIVE

Fifth Soundwave

Fifth, the final step will be to then add watercolor.